

The Prime Machine HD Guide

I want to ... use corpus examples for assignment or worksheets

If you are studying English or linguistics as an undergraduate or postgraduate student, you may want to use corpus data as evidence or examples in your assignments. If you are teaching English, you may want to use corpus data to create handouts or worksheets. This guide will explain how to take concordance lines, concordance cards and other kinds of corpus data from The Prime Machine HD corpus tool to use in documents or presentations.

Steps to complete:

1. Learn how to adjust the display settings to make clear images of concordance lines that will look good in documents and presentations.
2. Learn how to filter concordance lines to show only the lines you want.
3. Learn how to save images of concordance cards one at a time or in batches.
4. Learn how to copy text from concordance lines or concordance cards to be presented as indented examples or block quotes.
5. Learn how to make guess the missing word exercises using tPM's mask settings to hide the node word and/or nearby words.
6. Learn how to adjust columns of other data before creating images, sheets or PDFs.

This guide can help you:

1. Avoid having images of concordance lines which are distorted or have text which is too small to read.
2. Present single examples in different ways (cards, extracts, or block quotes).
3. Create data driven learning activities for your students.
4. Take advantage of table formatting options inside tPM.

What you'll need to get started:

- The Prime Machine HD for Windows, MacOS, iPad, iPhone or Android (available free from <https://www.theprimemachine.net/>)
- One or more words of interest to look up so you have corpus data to copy.
- Patience, enthusiasm and an open mind!

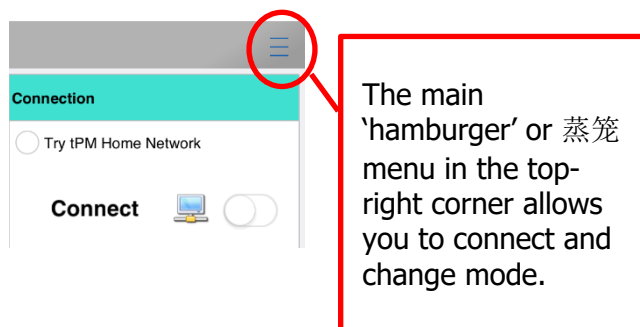
Getting started

The best place to get The Prime Machine HD (tPM) is from an official store. It is free!



Windows and Android users can also download the App directly from the website:
<https://www.theprimemachine.net>

When you first use tPM, you almost certainly will want to connect to the server to access pre-prepared corpora and resources. There are three modes: Simple Mode, Full Mode and Game Mode. The Full Mode includes additional tabs and features for corpus research and DIY corpus work.

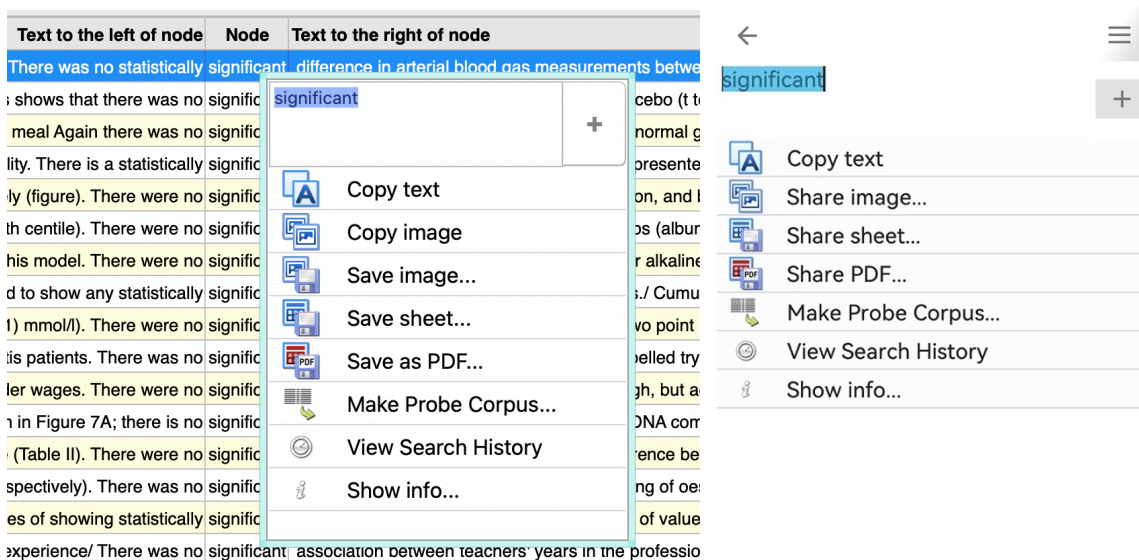


Step 1: Learn how to adjust display settings for clear concordance lines

The Lines display on tPM has been designed to provide as much co-text to the left and right of the node as will fit on the screen. While the text may be clear and easy to read when looking at the lines inside the app, when you use images in documents or presentations, it is worth considering the best screen shape and size to ensure the text remains clear and the letters do not get distorted.

On Windows and macOS, you can resize the app window to try to match the shape you need for your document or presentation. On iPad, iPhone and Android, you can use two finger zooming to increase the text size if necessary.

When you double-click, right-click or do a long tap on tPM's display panels, a menu will appear which allows you to copy, save or share the data in different formats.



On Windows and macOS, concordance lines can be copied or saved as an image; saved as a spreadsheet; or saved as PDF. On iPad, iPhone and Android, images, sheets and PDFs can be shared (and you may be able to use your device's share menu to save).

If you take a screenshot, the currently selected line will be blue, and the user interface will be visible.

If you use the built-in functions to copy, save or share, it will not show the selected line.

An image created when the app is fully maximized is not going to be ideal for use in a document, especially since we tend to use documents in portrait layout, while a screen is usually in landscape. The text in the image below is rather too small.

	Text to the left of node	Node	Text to the right of node
1	This was a mean difference in change of 1.2 kPa (CI=0.45 to 2.03, p < 0.01). There was no statistically significant		difference in arterial blood gas measurements between the two groups during the rest of the admission, although the values of the cc
2	on of the mean improvement on each treatment – μ can be done from the data provided, and this analysis shows that there was no significant		difference between active treatment and placebo (t test)./ Wright and Burton performed a crossover study of evening primrose oil and
3	ilar to that seen in normal subjects – that is, an early peak within the first two hours after the onset of the meal Again there was no significant		difference between the morbidly obese and normal group's urinary APGPR excretion at any given time postprandially. Figure 4 shows
4	appear to have slightly negative attitudes towards the LEA scheme with respect to professional accountability. There is a statistically significant		difference between teachers' attitudes as represented by this factor in the different phases of education, with the primary teachers all
5	and 400 mg Ro 40-7592 significantly increased the duration of the on-phase by 65% and 77%, respectively (figure). There were no significant		differences between mean latencies to turn on, and between mean UPDRS and tapping test scores in the on-phase. After 400 mg Ro
6	(The upper limit of normal for each measure was set at the 95th centile). There were no significant		differences between the two treatment groups (albumin/creatinine ratio: mesalazine=0.91 (0.23–4.55) mg/mmol, sulphasalazine=0.8/
7	tion of activated charcoal was not effective in reducing systemic endotoxaemia at a dose of 25 mg bd in this model. There were no significant		differences in the serum lactate, pyruvate, or alkaline phosphatase concentrations between the treatment groups. There was a mode
8	re classified as having an abnormally high incidence of failed peristalsis Fisher's exact test, however, failed to show any statistically significant		difference between the patients and controls./ Cumulative analysis of manometric abnormalities
9	ncentration than the initial adrenaline response but the threshold was identical for the two insulins (2.5 (0.1) mmol/l). There were no significant		differences in the glucose thresholds for a two point increase in symptom scores (table I). Median (range) symptom scores at the low
10	labelled amylase to appear in duodenal juice was significantly (p<0.01) longer in the post-acute pancreatitis patients. There was no significant		difference, however, in the time taken for labelled trypsin to appear in the duodenal juice of the post-acute pancreatitis patients / DUC
11	Finally, let us consider wages. There were no significant		differences in wage levels across the borough, but across occupational group and gender the contrasts were striking (Table 1.8)/ Wa
12	resulting complexes separated on polyacrylamide gels. An example of a typical bending analysis is shown in Figure 7A; there is no significant		difference in mobility of the primary protein:DNA complex within each set of three probes derived from either the pBENDU or pBEND
13	T 4 agonist, SC53116, significantly altered ICJ transit when they were given ip during ia infusion of saline (Table II). There were no significant		differences relative to ip saline, but the difference between groups treated with SC53116 and R-zacopride was significant (Newman-K
14	rols (8 v 7 and 17 v 11 seconds with the corresponding p=0.02 and 0.002 for erect and supine postures respectively). There was no significant		change in the median transit time after healing of oesophagitis (9 v 9 and 17 v 24 seconds for erect and supine postures respectively
15	with the small numbers investigated in these invasive and time consuming studies, compound the difficulties of showing statistically significant		differences and establishing a normal range of values./ Awakening stimulates colonic pressures, showing a link between the central r
16	Years of teaching experience/ There was no significant		association between teachers' years in the profession and any of the attitudes represented by these factors./ Threat
17	clearance times (350 v 288 and 536 v 405 seconds: p=0.044 and 0.016 for sitting and supine postures respectively). There was no significant		change in any of the indices of oesophageal function after healing of oesophagitis (lower oesophageal sphincter pressure =16.5 v 20
18	The immunoreactivity for each enzyme seemed to be homogeneously distributed throughout each tumour./ There were no significant		correlations between enzyme expression and Dukes's grade./ Discussion
19	ic observations are summarised on Fig. 2 on the assumption that they do in fact record the same fundamental detachment zone. A significant		difference in dip is apparent between the recorded areas in England and the Franco-German area. If real, this may represent differen
20	n with follow up being significantly older (2.5 (1.5) years) than those without follow-up (1.8 (1.3) years; p<0.01). There were no other significant		differences between these two groups (p<0.1)/ Tables II, III, and IV gave the outcome results.
21	toms and the severity of DGR as determined by the sodium electrode. Patients with positive bile provocation tests did not show any significant		difference in the duration of reflux compared with those with a negative provocation test (79% and 87%). There was also no relation t
22	ly, we found a highly significant association with the severity of liver disease as measured by the Child's classes. There was also a significant		association with clinical signs of severe liver dysfunction and with laboratory variables that reflect impaired liver function, such as bilir
23	r (78.4%) than in controls (33.8%) and in patients with gastric angular or antral ulcer (37.5%). These results suggest that there is a significant		association between the genetic polymorphism at the pepsinogen A gene locus and gastric body ulcer, and that the pepsinogen C RF
24	following the addition of adrenaline was prolonged from a mean of 19 to 65 seconds following stabilisation In addition, there was a significant		inverse correlation between glycosylated haemoglobin levels and the lag phase, suggesting that the platelets were less sensitive to
25	Neither informant had ever read any SF) Taken together, even with this small sample, these results seem to indicate a significant		correlation between readers' familiarity with the SF genre and their likely perception of the meaning and coherence of the text. This is
26	thirty one stone free patients were evaluated after 12 months: stone recurrence was observed in 19 patients (5.7%). No statistically significant		influence of sex, body mass index, or age was seen at the early recurrence rate. The initial stone mass did not influence the recur
27	The image produced within both the political and the socio-medical arena was forceful. It was that a significant		proportion of the elderly population was an asset to the community if allowed to be economically active, but a burden, both to itself ar
28	ascertain just what they think they have 'captured' photographically/ This research should begin to demonstrate whether there are significant		differences in the expectations held by different social groups, and to show whether people's expectations of the environment are reg
29	here a strikingly sharper drop in fertility appeared in the north than in the south in these years. England already showed evidence of significant		differences of fertility between classes in the 1860s. The trend towards slower population growth appeared more and more in wealthi
30	But this still leaves the question of why men do more of the higher-paid jobs./ There are significant		differences in the degree of inequality between men's and women's earnings within the same occupation. For instance, among polic
31	s, is naturally predisposed to mass movement. As Barker and McGregor point out, however, land-use practices have also played a significant		role in landscape change since colonial times when deforestation began. In the eighteenth century, for example, coffee plantations w
32	free spectral range becomes a function of frequency The former is usually the more important: clearly if YR 1, then there will be no significant		gain in the Ikeda situation, where the modes straddle the pump frequency: this is the physical origin of the requirement -1" IR usually
33	Four female cases had non-fatal events at mean age 47.2, compared with one control aged 58. Male differences were statistically significant./		Conclusions –

The text size can be zoomed on Windows (CTRL + mouse scroll or two finger scroll) and macOS (control + mouse scroll or two finger scroll).

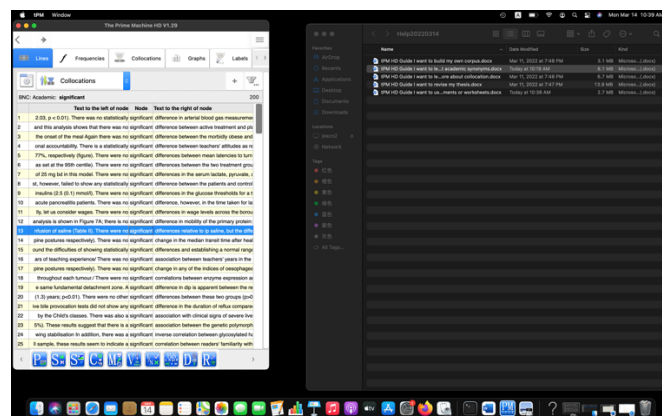
	Text to the left of node	Node	Text to the right of node
1	change of 1.2 kPa (CI=0.45 to 2.03, p < 0.01). There was no statistically significant		difference in arterial blood gas measurements between the two groups du
2	done from the data provided, and this analysis shows that there was no significant		difference between active treatment and placebo (t test)./ Wright and Burt
3	within the first two hours after the onset of the meal Again there was no significant		difference between the morbidly obese and normal group's urinary APGP
4	heme with respect to professional accountability. There is a statistically significant		difference between teachers' attitudes as represented by this factor in the
5	of the on-phase by 65% and 77%, respectively (figure). There were no significant		differences between mean latencies to turn on, and between mean UPDF
6	of normal for each measure was set at the 95th centile). There were no significant		differences between the two treatment groups (albumin/creatinine ratio: nr
7	temic endotoxaemia at a dose of 25 mg bd in this model. There were no significant		differences in the serum lactate, pyruvate, or alkaline phosphatase conce
8	d peristalsis Fisher's exact test, however, failed to show any statistically significant		difference between the patients and controls./ Cumulative analysis of mar
9	shold was identical for the two insulins (2.5 (0.1) mmol/l). There were no significant		differences in the glucose thresholds for a two point increase in symptom
10	tly (p<0.01) longer in the post-acute pancreatitis patients. There was no significant		difference, however, in the time taken for labelled trypsin to appear in the
11	Finally, let us consider wages. There were no significant		differences in wage levels across the borough, but across occupational gr
12	example of a typical bending analysis is shown in Figure 7A; there is no significant		difference in mobility of the primary protein:DNA complex within each set
13	they were given ip during ia infusion of saline (Table II). There were no significant		differences relative to ip saline, but the difference between groups treated
14	02 and 0.002 for erect and supine postures respectively). There was no significant		change in the median transit time after healing of oesophagitis (9 v 9 and
15	ime consuming studies, compound the difficulties of showing statistically significant		differences and establishing a normal range of values./ Awakening stimul
16	Years of teaching experience/ There was no significant		association between teachers' years in the profession and any of the attit
17	4 and 0.016 for sitting and supine postures respectively). There was no significant		change in any of the indices of oesophageal function after healing of oesc
18	be homogeneously distributed throughout each tumour./ There were no significant		correlations between enzyme expression and Dukes's grade./ Discussion
19	n that they do in fact record the same fundamental detachment zone. A significant		difference in dip is apparent between the recorded areas in England and t

Pressing CTRL + - or control + 1 will reset the displays.

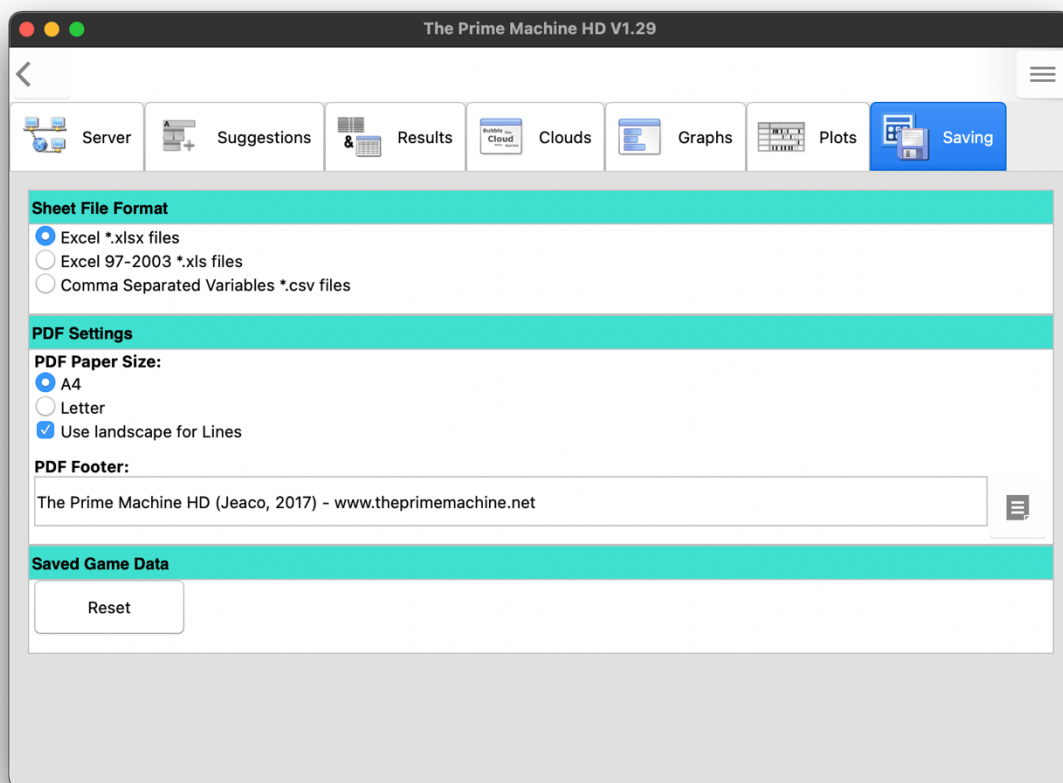
Alternatively, you can resize the window to make it occupy less of the desktop. You can also make it taller.

	Text to the left of node	Node	Text to the right of node
1	2.03, $p < 0.01$). There was no statistically	significant	difference in arterial blood gas measuremen
2	and this analysis shows that there was no	significant	difference between active treatment and pla
3	the onset of the meal Again there was no	significant	difference between the morbidly obese and
4	onal accountability. There is a statistically	significant	difference between teachers' attitudes as re
5	77%, respectively (figure). There were no	significant	differences between mean latencies to turn
6	as set at the 95th centile). There were no	significant	differences between the two treatment grou
7	of 25 mg bd in this model. There were no	significant	differences in the serum lactate, pyruvate, c
8	st, however, failed to show any statistically	significant	difference between the patients and control
9	insulins (2.5 (0.1) mmol/l). There were no	significant	differences in the glucose thresholds for a t
10	acute pancreatitis patients. There was no	significant	difference, however, in the time taken for la
11	lly, let us consider wages. There were no	significant	differences in wage levels across the borou
12	analysis is shown in Figure 7A; there is no	significant	difference in mobility of the primary protein:
13	nfusion of saline (Table II). There were no	significant	differences relative to ip saline, but the diffe
14	pine postures respectively). There was no	significant	change in the median transit time after heal
15	ound the difficulties of showing statistically	significant	differences and establishing a normal range
16	ars of teaching experience/ There was no	significant	association between teachers' years in the
17	pine postures respectively). There was no	significant	change in any of the indices of oesophagea
18	throughout each tumour./ There were no	significant	correlations between enzyme expression an
19	e same fundamental detachment zone. A significant	difference in dip is apparent between the re	
20	(1.3) years; $p < 0.01$). There were no other	significant	differences between these two groups ($p > 0$
21	ive bile provocation tests did not show any	significant	difference in the duration of reflux compare
22	by the Child's classes. There was also a	significant	association with clinical signs of severe live
23	5%). These results suggest that there is a significant	association between the genetic polymorph	
24	wing stabilisation In addition, there was a significant	inverse correlation between glycosylated ha	
25	ll sample, these results seem to indicate a significant	correlation between readers' familiarity with	

The figure above was created by resizing the app window as shown in the full screenshot below.



Generally, the smaller the app window, the larger the letters will appear!



Settings relating to saving or sharing as a spreadsheet or PDF can be found on the Saving tab of the options screen. The default settings will create PDFs with landscape orientation for concordance lines and portrait orientation for other tables. The footer can also be changed.

When saving concordance lines as a spreadsheet, the display settings will determine:

- Whether the wider context or just the sentence containing the node will be included.
- Whether the text category and citation will be included in additional columns to the right.

Column B is right-aligned, so if you increase the width, more co-text to the left will be visible,

Text categories and citations will appear in these columns if they have not been hidden.

	A	B	C	D	F
1		Text to the left of node	Node	Text to the right of node	
2	1	There was no statistically	significant	difference in arterial blood gas measurements between t	
3	2	l, and this analysis shows that there was no	significant	difference between active treatment and placebo (t test).	
4	3	Again there was no	significant	difference between the morbidly obese and normal gr	
		There is a statistically	significant	difference between teachers' attitudes as represented by	
		There were no	significant	differences between mean latencies to turn on, and betw	
		There were no	significant	differences between the two treatment groups (albumin,	
		There were no	significant	differences in the serum lactate, pyruvate, or alkaline phc	
		There were no	significant	differences in the glucose thresholds for a two point inci	
		There was no	significant	difference, however, in the time taken for labelled trypsin	
		There were no	significant	differences in wage levels across t	
		analysis is shown in Figure 7A; there is no	significant	difference in mobility of the prima	
		There were no	significant	differences relative to ip saline, bu	
		There was no	significant	change in the median transit time	
		/ There was no	significant	association between teachers' yea	
16	15	There was no	significant	change in any of the indices of o	
17	16	/ There were no	significant	correlations between enzyme exp	
18	17	A	significant	difference in dip is apparent betw	
19	18	There were no other	significant	differences between these two gro	
20	19	There was also a	significant	association with clinical signs of severe liver dysfunction	
21	20	These results suggest that there is a	significant	association between the genetic polymorphism at the pr	
22	21	In addition, there was a	significant	inverse correlation between glycosylated haemoglobin k	
23	22	hall sample, these results seem to indicate a	significant	correlation between readers' familiarity with the SF gene	
24	23	It was that a	significant	proportion of the elderly population was an asset to the	

Step 2: Learn how to filter concordance lines in several ways

If you are using concordance lines for a research assignment, it is quite normal to have figures showing 20, 50, or 100 concordance lines. You may then describe the patterns by referring to line numbers. Atypical examples can also be mentioned. But in some situations, you may want to filter the results to provide a smaller selection. In tPM you can filter the results in several ways:

- Selecting lines manually one at a time or in batches of 25.
- Selecting lines which include words or patterns of letters in the co-text or citation.
- Selecting lines which match various criteria using the lists of features on the Graphs tab.

After the lines have been selected, you can use the filter option to hide those which were not selected, or you can use Filter and Compare to display the selected lines on the left (A) and all lines which were not selected on the right (B).

	Text to the left of node	Node	Text to the right of node
1	kPa (CI=0.45 to 2.03, p < 0.01). There was no statistically	significant	difference in arteria
2	e data provided, and this analysis shows that there was no	significant	difference between
3	st two hours after the onset of the meal Again there was no	significant	difference between
4	spect to professional accountability. There is a statistically	significant	difference between
5	ase by 65% and 77%, respectively (figure). There were no	significant	differences betwee
6	each measure was set at the 95th centile). There were no	significant	differences betwee
7	xaemia at a dose of 25 mg bd in this model. There were no	significant	differences in the s
8	Fisher's exact test, however, failed to show any statistically	significant	difference between
9	ntical for the two insulins (2.5 (0.1) mmol/l). There were no	significant	differences in the g
10	onger in the post-acute pancreatitis patients. There was no	significant	difference, howeve
11	Finally, let us consider wages. There were no	significant	differences in wage
12	typical bending analysis is shown in Figure 7A; there is no	significant	difference in mobili
13	iven ip during ia infusion of saline (Table II). There were no	significant	differences relative
14	for erect and supine postures respectively). There was no	significant	change in the medi
15	ng studies, compound the difficulties of showing statistically	significant	differences and est
16	Years of teaching experience/ There was no	significant	association betwee
17	for sitting and supine postures respectively). There was no	significant	change in any of th
18	eously distributed throughout each tumour./ There were no	significant	correlations betwee
19	o in fact record the same fundamental detachment zone. A	significant	difference in dip is apparent between the recorded areas in t

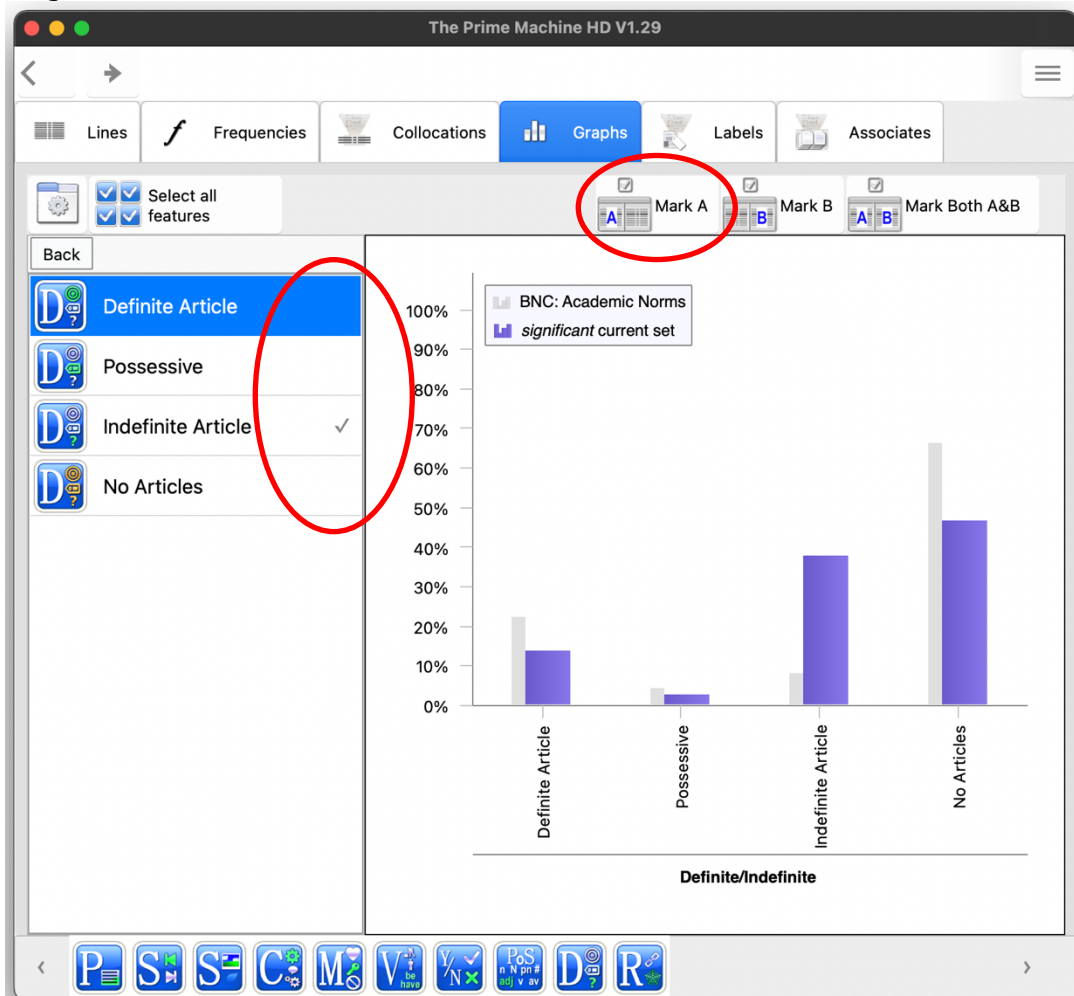
In Full Mode, the lines display has a filter button in the top-right corner. This menu is used to select lines manually, to use the Search inside... pattern matching, and to perform the filtering of selected lines.

The first option - Show checkboxes / Hide checkboxes – will toggle the display of checkboxes to the right of the concordance lines. Using the Select Next 25 A/B buttons will also turn on this feature and select 25 lines starting from the currently selected concordance line. If you select Search inside... a menu will appear as shown below.

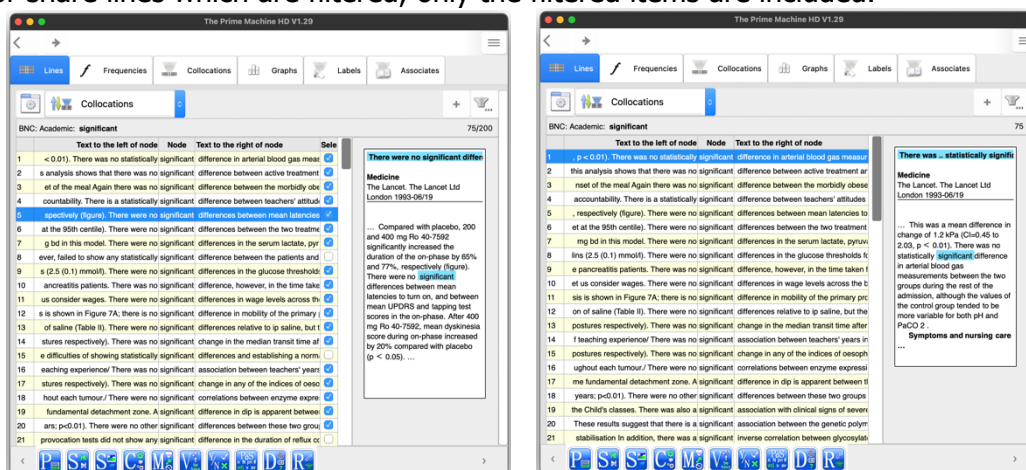
The screenshot shows the 'Search inside' dialog box with several annotations in red boxes:

- Enter search terms here.** points to the 'Text to find:' input field.
- The range can be 4 words to the left or right, the extended co-text (whole card), or the text category or text name (citation).** points to the 'Range:' dropdown menu.
- Decide whether the scope of the search is to the left or right of the node.** points to the 'Left/Right:' dropdown menu.
- Additional settings allow use of * to represent any combination of letters, use of ; between whole words and case-sensitivity.** points to the 'Results set(s):' section, specifically the 'Use * wildcards' and 'Use ; to separate multiple search terms' options.
- The action can be to tick matching lines or untick them.** points to the 'Actions:' section, specifically the 'Mark matches' and 'Clear matches' buttons.

A third way to select lines for readymade corpora, is to use the features on the Graphs tab. For example, to select only the lines where the indefinite article appears to the left of the node, go to the Definite/Indefinite item on the graphs tab, and untick the features you do not want to include. Clicking or tapping on the Mark A button will then select only the lines matching the features.



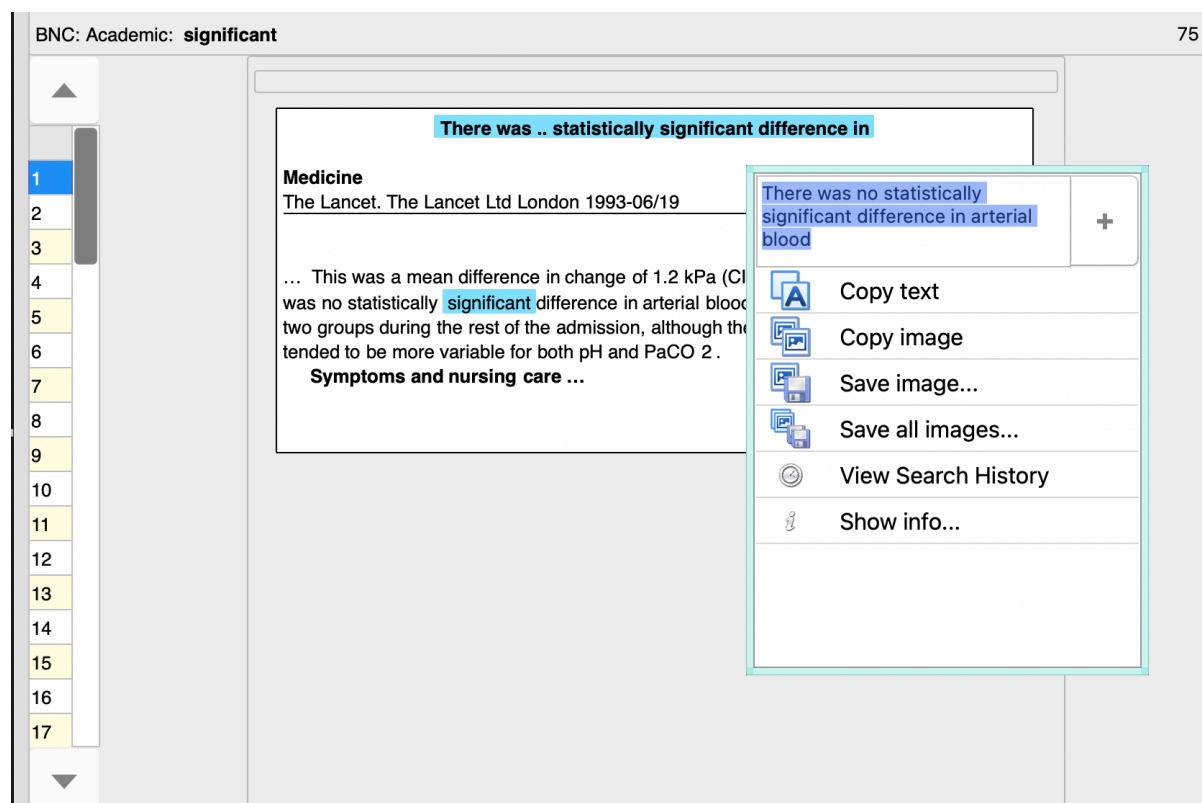
Once lines have been selected, use the filter menu again to select Filter A. When you copy, save or share lines which are filtered, only the filtered items are included.



Step 3: Learn how to save concordance cards

The Cards displays can be copied, saved or shared, using the pop-up menu which appears when you double-click, right click or long tap on a card.

The shape of the card will match the display, so resizing the display or selecting the Cards option from the display settings before copying will make a different size and shape. On Windows and macOS, as well as saving the current card, you can save all the cards as images in one operation. The save dialog will ask for a base filename. Each card will then be saved in a separate file. The Wider Context / Sentence Only toggle and the Show/Hide Captions also affect the display of cards.



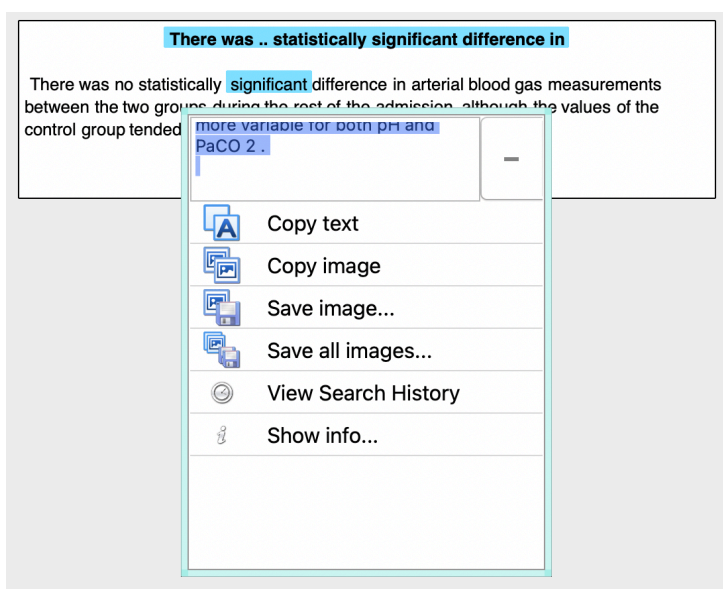
Step 4: Learn how to extract text from concordance lines and cards

As well as copying the concordance line and card displays, it is also easy to copy text from a single concordance line or card.

Except when in Game Mode or when a mask is being used (see page 10 below), at the top of the menu for copying and saving you will see a text box and a + button.



At first, the text box will only show a small extract of the concordance line or card (depending where the line or card was clicked or tapped). If you press the + button, it will increase the amount of text to be copied. Again, this is affected by the display settings, so for example, if you have selected Sentence Only and hidden captions, only the sentence containing the node will be copied from a card.



The plain text from the screenshot above would be as follows:

There was .. statistically significant difference in
There was no statistically significant difference in arterial blood gas measurements between the two groups during the rest of the admission, although the values of the control group tended to be more variable for both pH and PaCO 2 .

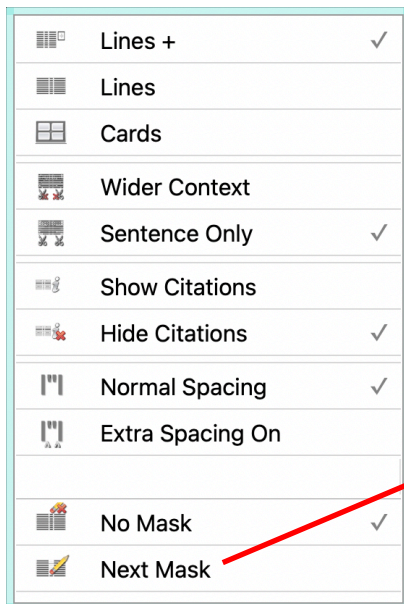
In linguistics essays and reports, it is common to number examples and indent them.

For example, the text from the example above could be presented as follows:

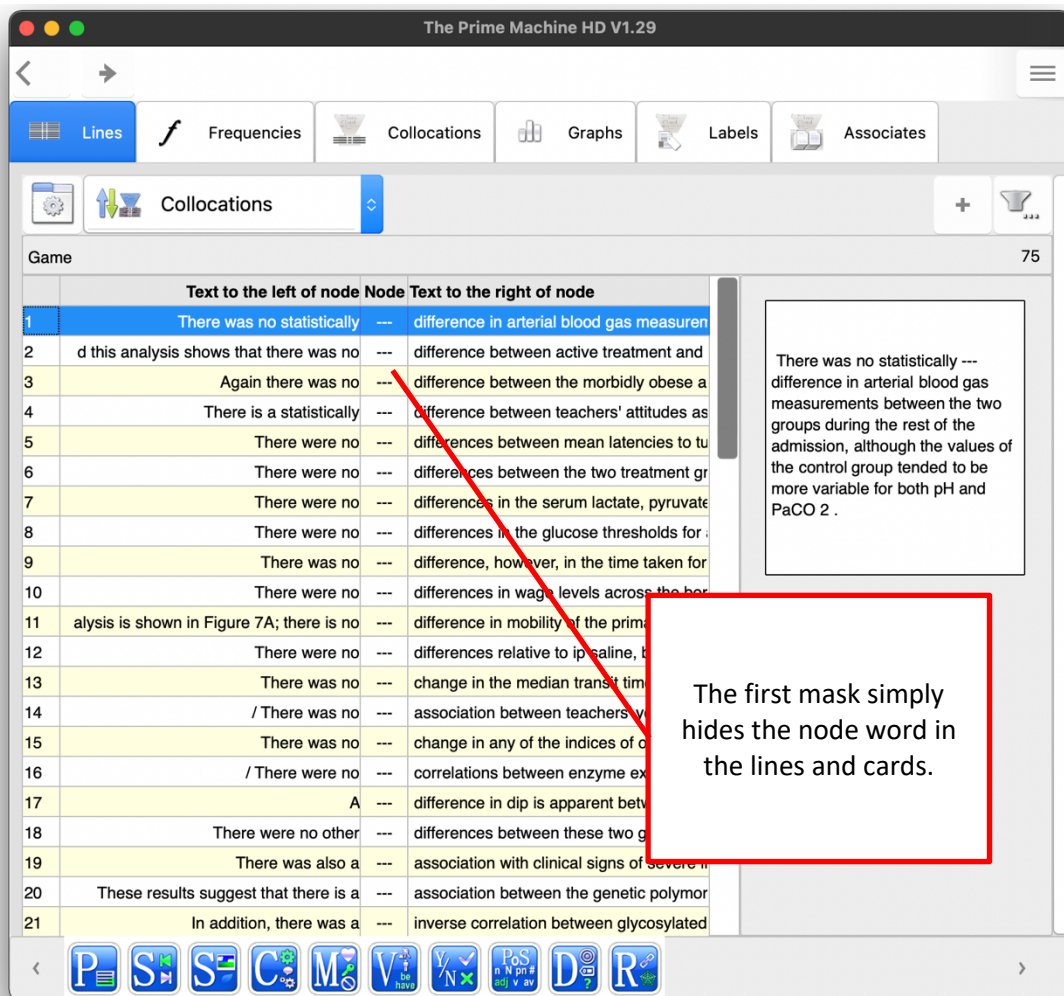
1. There was no statistically significant difference in arterial blood gas measurements between the two groups during the rest of the admission, although the values of the control group tended to be more variable for both pH and PaCO 2 .

Step 5: Learn how to make guess the missing word exercise sheets

In Full Mode, you can hide the node word and one word to the left or right using masks which are available from the display settings menu.



Each time Next Mask is selected, the app will cycle through a list of mask settings.



The first mask simply hides the node word in the lines and cards.

As you may want to make worksheets with multi-word items, the other masks provide flexibility.

Full list of masks includes these elements in various combinations:

1. Hiding of the Node word
2. --- added before the node
3. --- added after the node,
4. Hiding of one word before the node
5. Hiding of one word after the node

	Text to the left of node	Node	Text to the right of node
1	0.45 to 2.03, p < 0.01). There was no	---	--- difference in arterial blood gas r
2	nd this analysis shows that there was	---	--- difference between active treatn
3	he onset of the meal Again there was	---	--- difference between the morbidly
4	professional accountability. There is a	---	--- difference between teachers' att
5	7%, respectively (figure). There were	---	--- differences between mean laten
6	s set at the 95th centile). There were	---	--- differences between the two trea
7	f 25 mg bd in this model. There were	---	--- differences in the serum lactate,

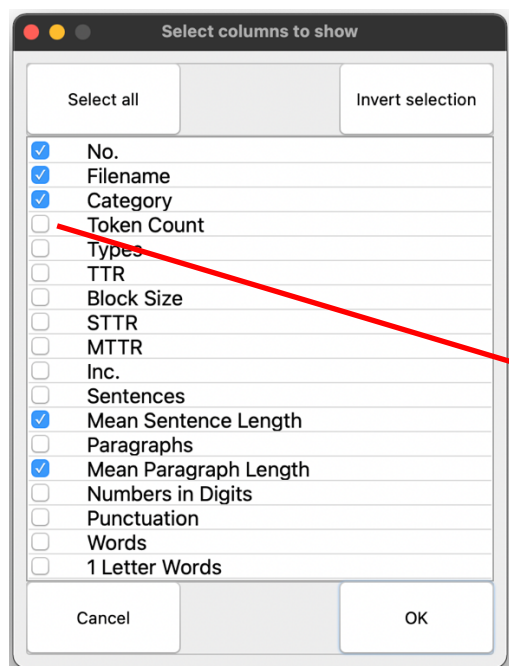
Step 6: Learn about adjusting columns of other data tables.

On some table displays an option to hide or show columns is available. This is particularly useful for tables such as Corpus Statistics, as there are many columns of data.

Table 1

Corpus Statistics for BNC: Academic

No.	Category	Token Cou	Types	TTR	Block Size	STTR	MTTR	Inc.	Sentences	Mean Sent	Pa
1	Humanities and Arts	3,760,589	70,019	0.02	400	0.50	0.50	355	127,480	29.50	
2	Medicine	1,63				0.47	0.47	389	66,852	24.49	
3	Natural Science	1,30				0.47	0.47	208	55,957	23.38	
4	Politics, Law and Education	5,32				0.47	0.47	518	190,531	27.93	
5	Social Science	5,45				0.49	0.49	695	237,917	22.95	
6	Technology and Engineering	59				0.45	0.45	75	29,878	19.75	
7	Other					0.50	0.50	4	563	18.78	
8	BNC: Academic	18,0				0.48	0.48	2,244	709,178	25.50	



Remove the blue tick mark from any columns you do not want to be visible.

Columns can be re-sized by selecting the column line in the main part of the table, below the header.

No.	Category	Mean Sen	Mean Para	Mean Wor
1	Humanities and Arts	29.50	173.26	4.89
2	Medicine	24.49	115.32	5.37
3	Natural Science	23.38	117.53	5.04
4	Politics, Law and Education	27.93	124.22	4.92
5	Social Science	22.95	128.55	5.08
6	Technology and Engineering	19.75	88.12	4.89
7	Other	18.78	70.01	4.74
8	BNC: Academic	25.50	129.95	5.01

After unwanted columns have been hidden, copying, saving or sharing the table will only include the visible columns.

For some of the background to these methods and approaches, please see the tPM Help Selected Bibliography available from <https://www.theprimemachine.net/help.html>.

Finally, if you use tPM for academic research, please do cite the app in your list of academic references.

Jeaco, S. (2017). Concordancing Lexical Primings: The rationale and design of a user-friendly corpus tool for English language teaching and self-tutoring based on the Lexical Priming theory of language. In M. Pace-Sigge & K. J. Patterson (Eds.), *Lexical Priming: Applications and Advances* (pp. 273-296). John Benjamins.



Dr. Stephen Jeaco - 杰大海
www.theprimemachine.net



This work is licensed under the Creative Commons Attribution 4.0 International License. To view a copy of this license, visit <http://creativecommons.org/licenses/by/4.0/> or send a letter to Creative Commons, PO Box 1866, Mountain View, CA 94042, USA. If you use this document, please include a link to the tPM Help Selected Bibliography available from <https://www.theprimemachine.net/help.html>.

First published: Thursday, 17 March 2022

Last updated: Thursday, 17 March 2022